



SM
Solutions



WINDOWS & DOORS BROCHURE



PVC GERMAN VEKA WINDOWS & DOORS • ALUMINIUM CONSTRUCTIONS • ACCESSORIES



aliplast
aluminium systems

www.smsolutions.ie



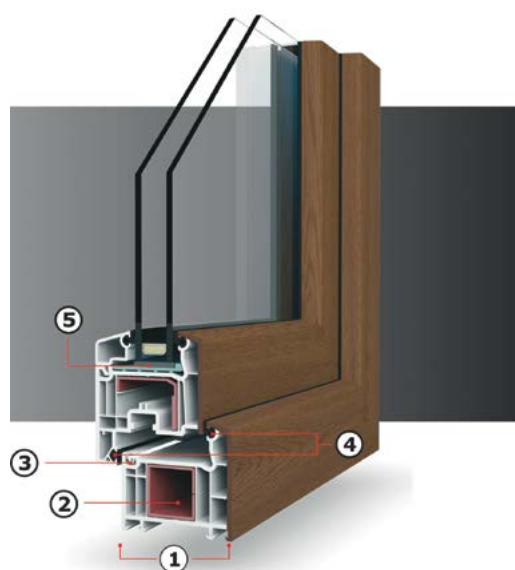
VEKA TILT & TURN PVC WINDOWS

VEKA PERFECTLINE 70:

A combination of the highest quality materials and unique technological solutions. These are the windows most often selected by our customers, as they ensure the best durability and resistance to weather conditions. Available with double glazed units $U_g=1.1$ or triple glazed units $U_g=0.7$. Three visual versions available:

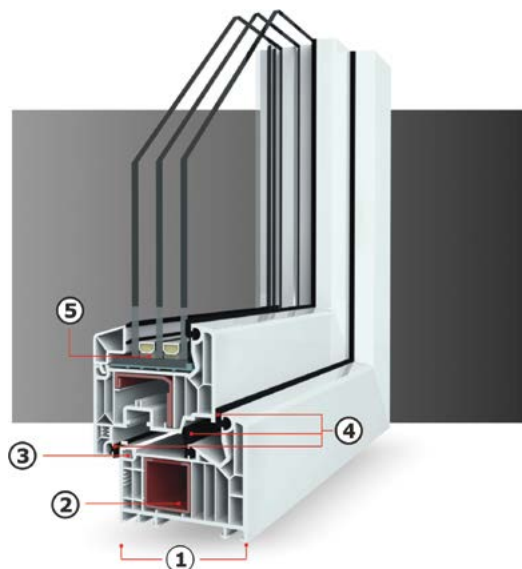
- perfect
- oval
- swing

1. A class profiles, 70 mm thick
2. Solid steel reinforcements
3. Filling the bottom channel allows it to be kept clean
4. Exchangeable seals ensure a better tightness in the corners
5. Depth of the pane mounting -21 mm,



VEKA SOFTLINE 82:

High-quality, energy efficient passive windows with a heat transfer coefficient of up to $0.67W(m^2k)$. These windows maintain unique acoustic properties thanks to which they efficiently protect against external noise. Available with triple glazed units as low as $U_g=0.4$. Our offer also includes fittings, glass elements, and handles which allows them to be adjusted to the customer's needs. They include three seals that are a perfect protection against drafts, moisture, cold and noise. This makes them the best solution for any passive and energy-efficient home and building. The anti burglary fastening included in the sash, the adjustable pressure of the fitting, along with the attractive design of the WinkHaus Pilot Concept are all completely new.

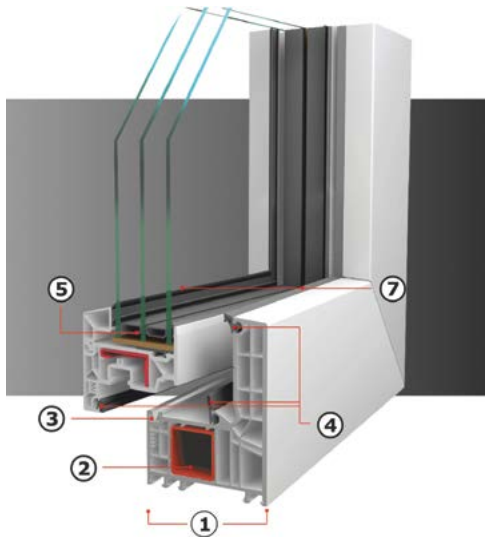


1. Profile thickness 82 mm, total thickness of window 100 mm
2. A solid, 1.5 mm thick steel reinforcement
3. Filling the bottom slot allows it to be kept clean
4. A threefold set of seals made from EPDM
5. Depth of the pane mounting -21 mm

VEKA ARTLINE ENERGO DESIGN:

This model is also perfect for energy efficient houses. It stands out because, of the sash frame being hidden behind the main frame which can be almost completely hidden under the buildings. This way, the highest level of acoustic insulation can be achieved. Available with triple glazed units as low as $U_g=0.4$. Available only in white.

SM
Solutions



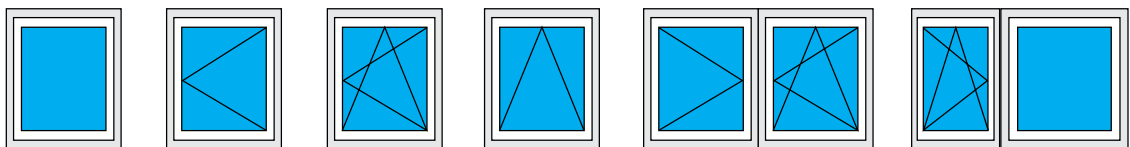
1. Profile thickness 82 mm
2. A solid, 1.5 mm thick steel reinforcement
3. Filling the bottom slot allows it to be kept clean
4. A threefold set of seals made from EPDM
5. Thickness of the sealed glass units from 34 mm to 60 mm



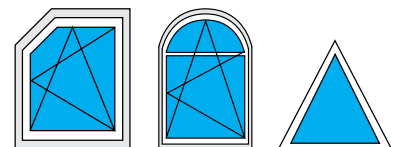
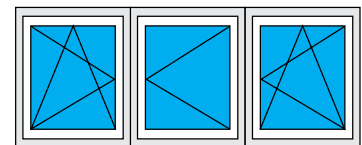
VEKA PERFECT OPENING OUTWARDS:

The special steel reinforcements used in these windows guarantee many years of infallible work. They include exchangeable seals and the heat transfer coefficient can reach $0,86W/m^2K$. with double glazed units $U_g=1.1$ or triple glazed units $U_g=0.7$.

Types of window openings



New warm
edge spacer bars



WARM EDGE BAR

Aluminium has significantly greater heat conductivity than the other window components. The aluminium spacer bar around the edge of the pane is the last route of excessive heat penetration from the room to the exterior. The solution to this problem may be the application of a spacer bar – called warm edge*, made from compound insulation material or fine steel. This helps keep heat between the window glass, avoiding the risk of condensation.

GLAZING

- heat-protective: $U_g=0,4$ to $U_g=1,1$
- ornament and frosted: reduce visibility, for example into bathrooms
- secure: depending on the type, they are compliant with various classes of burglary protection
- muntin bars glass: add visual character
- sun protection panes:
 - absorptive - slightly toned
 - reflective - reflect light
 - selective - include a special layer which prevents overheating in the room
- sound-absorbing panes: protect against noise
- bioclean: reduce the frequency of window cleaning

HANDLES



Jazz



Luxembourg



New York



English (for window opened outwards)



Safe Luxembourg



Safe New York



RAL 9016



RAL 8019



TITANIUM



SILVER



GOLD



INOX

BAR HANDLES

Made from stainless steel. They increase security while adding a modern design.



P08



P04



P06



P07



P01



P10




P26



P27


COLOURS




Macore



Douglas shaded



Light Oak



Winchester




Golden Oak




Swamp Oak



Mahogany



Walnut




Earl Platin Metallic



Quarz Platin Metallic




Crown Platin Metallic



Antracite




White




Shelffield Oak Light



Rosewood



Agate-Gray



Light Gray



Yellow



Ivory



White Cream




Papyrus




Shogun AF




Shogun AD




Shogun




Rustic Oak



Oregon III



Mountain Pine



Douglas



Siena Noce



Brown



Siena Rosso




Brushed Aluminium




Brushed Aluminium Silver




Black-Brown




Burgundy



Red-Brown



Ruby-Red




Carmine Red




Monumental Green



Dark-Green



Green



Emerald Green



Blue-Green



Monumental Blue



Navy-Blue




Ultramarine Blue




Cobalt Blue



Brillant Blue




Quartz-Gray



Slate-Gray Plain



Slate-Gray



Anthracite Silk



Basalt-Gray Plain



Basalt-Gray



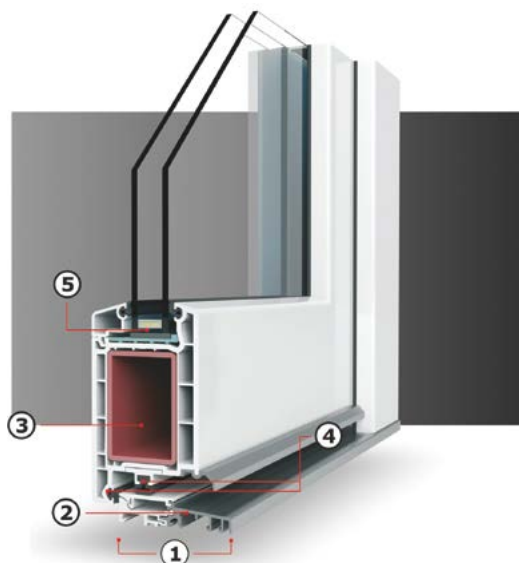
Silver-Gray Plain



Silver-Gray

VEKA PVC DOORS

Made with Veka profiles, resistant to changing weather conditions. As standard, they include an aluminium drip cap which protects against water penetrating inside. These doors may be combined with all types of windows in the Veka system. Available in many versions.



1. Profile thickness 70 mm
2. Perfect tightness
3. Special reinforcements for the sash and frame
4. A double set of seals
5. Depth of the filling mounting – 21 mm

TILT & TURN OPEN IN



HANDLE INSIDE AND SMALL LATCH OUTSIDE

OPEN IN



HANDLE ON BOTH SIDES

OPEN OUT



HANDLE ON BOTH SIDES



SLIDING DOORS

STANDARD TILT-SLIDE

- max width 300 cm, max height 270 cm
- sash weight up to 200 kg
- high thermal insulation
- brushes for cleaning the bars
- special cart covers



HANDLES

Handles made from aluminium in: white, brown, old gold, silver



AUTOMATIC TILT-SLIDE



- control included in the handle
- support mechanism making it easier to handle large doors
- max width 300 cm max height 270 cm
- sash weight up to 200 kg
- high thermal insulation
- brushes for cleaning the bars
- special cart covers



HANDLES

Handles made from aluminium in: white, brown, old gold, silver.

PAS MICRO TILT-SLIDE



- the possibility for slot ventilation with anti-burglary protection
- max width 300 cm max height 230 cm
- support in handling the door
- max weight up to 160 kg
- high thermal insulation
- brushes for cleaning the bars
- special cart covers

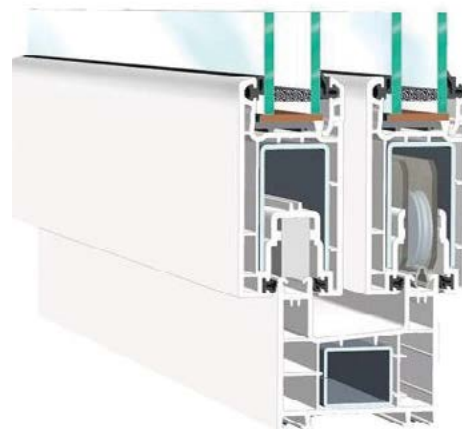


HANDLES

Handles made from aluminium in: white, brown, old gold, silver.
The possibility to equip the doors with two handles
- on the inside and outside (a two-sided lockable insert)

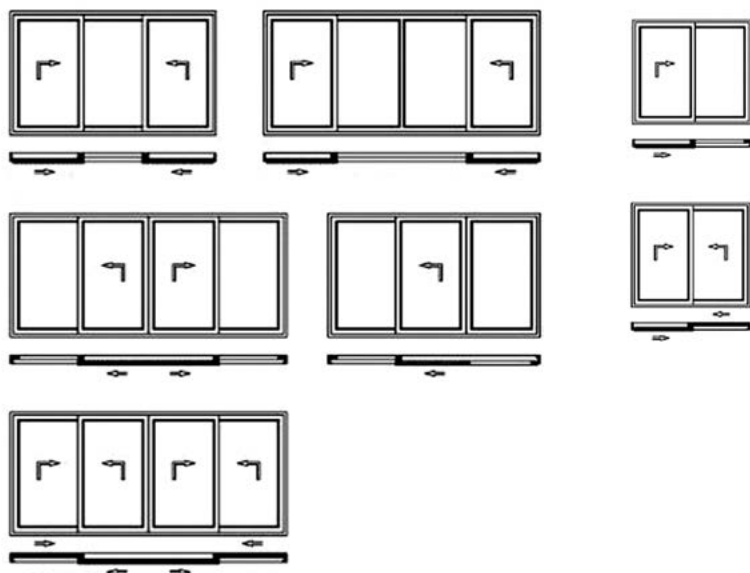
ECOSOL

- the lighter structure
- durable and easy to use
- 3 chamber frame
- max width 350cm, max height 240 cm
- the possibility to equip the doors with two handles
- ideally for porch, sun room etc



VEKA LIFT-SLIDE

- up to 4 sliding or fixed sashes
- max width 650 cm, height 270 cm
- low threshold
- brake function included in the handle
- hidden seals ensure the perfect tightness and esthetics
- heat transfer coefficient up to 0,66W/m2K



- brown, old gold, silver
- the possibility outside (a two-sided lockable insert)




FITTINGS

Infallible and secure STV locks ensure safety. Steel bolts fit tightly into the door frame, ensuring the door cannot be pried open. The doors allow adjustment of the force of the sash pressing against the frame.

GLAZING

- ornament and frosted: reduce transparency, any design may also be sandblasted
- secure: depending on the type, they are compliant with various classes of burglary protection
- muntin bars glass: add visual character
- sun protection panes:
 - absorptive - slightly toned
 - reflective - reflect light
 - selective - include a special layer which prevents overheating of the room



ALUMINIUM CONSTRUCTIONS



ECONOLINE



Mainly used inside buildings where thermal insulation is not required. They are perfect for offices and apartments. There is the possibility to create sliding doors and to connect walls at any desirable angle.

TRILINE



Include a basic system with a thermal break, enriched with fiberglass. The profile is 51 mm thick. The main applications are various windows, store fronts, and doors.

IMPERIAL



Perfectly tight windows and durable profiles enriched with fiberglass. The profiles are 65 mm thick. For any types of windows, doors, and store fronts.

STAR



Windows with improved thermal insulation. A heat transfer coefficient from 0,6W/m2K. They include an innovative water discharge system. Used mainly for various types of windows and store fronts.


PANORAMA BI-FOLD DOORS

A three chamber door system with thermal insulation used to design folding doors. It is possible to use two types of the threshold system: the flat-threshold system is equipped with a brush seal and an air-tight threshold whose design is based on a frame around the perimeter of the entire terrace window.

Depending on requirements and the application, the Panorama systems offers inswing or outswing structure. There are many leaf combinations available (2+1, 3+1, 3+3).

New integrated hardware, such as hinge with bottom carriage, hinge with pull handle and low-profile handles, improve structure functionality, with reduced overall dimensions of the assembled accordion door structure at the same time. With the minimised visual width of the profile available in the system, the design of folding doors appears to be a light structure.





Conglomerate

Industrial product with excellent physical and chemical properties which is created by a combination of natural stone 95% and 5% polyester resin serving as the connector.



PVC

Made of materials that are known to be scratch resistant and humidity water resistant. With the construction of the chamber window sills are characterized by high rigidity.



External

Made of either galvanized steel sheets or from aluminium. In the next stage, window sills are coated using world-class polyester varnishes of types: coroglex and antislip which perfectly cover against corrosion for many years

WINDOW BLINDS



Day & night



Day & night



Prestige



Prestige



Pleated



Aluminium



Wooden



Vertical

3. INSULATED SECURITY ROLLER SHUTTERS

House owners are constantly looking for ways of improving the security of their property. They want to protect their premises from vandalism and burglary. Our Aluminium Domestic Security Roller Shutters protect both windows and doors.

These Residential Roller Shutters give home owners peace of mind, whether their property is occupied or vacant. Nowadays in Ireland it is very expensive to heat houses. Everybody is looking to decrease heating expenses i.e. by wall and attic insulation. It is important to stress that the biggest amount of energy loss is through windows and doors. Our company is offering innovative technology which can increase thermal insulation and storm protection. Moreover, some of customers are looking for privacy and reduced noise level inside. Insulated Roller Shutters improve acoustic insulation and gives privacy. The appearance of your home is enhanced with our Household Security Shutters, and they might even increase the property value.



COMMERCIAL



DOMESTIC

SLAT SIZES



			
01 SILVER	02 WHITE	03 GREY	04 DARK BEIGE
			
05 BEIGE	07 LIGHT GREY	08 DARK BROWN	09 BROWN
			
13 GREEN	15 CREAM WHITE	16 IVORY	20 BLACK
			
22 MAHOGANY	19 MAROON	23 ANTHRACITE	26 OLIVE
			
27 BASALTIC GREY	30 WALNUT	34 SWAMP OAK	48 GOLDEN OAK
			
54 WINCHESTER			

TESTIMONIALS

SM
Solutions



Highly recommend these guys, so professional and efficient. Pleasure to deal with, doors are really good quality and their installation was very neat and tidy.

Joanne from New Ross



Great team, modern style and professional work done. Very clean no rubbish or dust or mess left behind. I highly recommend SM Solutions Overall very Happy with Maggie. Fitters did a great job.

Nerijus from Skibbereen



I recommend this company to anyone who approach. Service was outstanding!!! Lots of order. very important!!! boys leaves home clean and tidy after works have been carried out. We replaced all windows and front door at our house. We chose triple glazed windows and premium door. colour anthracite for both. we love it. well done guys!!! We received lots of compliments from our neighbours.



looks for high-quality services and professional communication before and after I placed my order. We replaced all windows and front door at our house. We chose triple glazed windows and premium door. colour anthracite for both. we love it. well done guys!!! We received lots of compliments from our neighbours.

Ula from Portlaoise

We would like to highly recommend Mac, Maggie, Adrian, Janusz and Michael. We first spoke to Mac when we arrived at the shop and found him to be very professional and polite. Mac was probably not expecting to be as long as he was when taking measurements at the house as we wanted to add extras and discuss different options. He was very helpful and understanding at this stage, he didn't rush us into making a decision



and took the time to explain everything in a sufficient way. With regards to the fitters Adrian, Janusz and Michael, from start to finish they were very professional, friendly and clean while installing both the door and windows. The door and windows are of excellent quality and you couldn't ask for more experienced installers who pay great attention to detail with their work. Cannot express enough how happy we are with the door and windows they have completely transformed the house, the whole team really are top class professionals. Highly recommend this company to anyone looking for new windows or doors on their house. One again a big thank you to you all.

Richard from Stamullen




WE OFFER SERVICES IN ROI & NI

SHOWROOM

Unit 16 Woodbine Business Park,
New Ross Co. Wexford Y34 DC89

smsolutions.ie



HOME & BUSINESS IMPROVEMENTS

www.smsolutions.ie

086 2254343



office@smsolutions.ie

